





For foreigners with a Danish address and Danish CPR number

How do I get the result of the COVID-19 test?



It is free of charge to get a COVID-19 test



How do I get the result of the COVID-19 test?


You have been tested for COVID-19 in one of the swab test clinics in the Region of Southern Denmark

You must log in with your NemID at www.sundhed.dk to get the result of your test. If you do not have NemID, contact your own doctor.

You can expect to get a result within 24-72 hours after the swab test is taken .

How to find the result at www.sundhed.dk

- Go to: Sundhedsstyrelsens hjemmeside (National Board of Health's website) www.sundhed.dk



- Click on the field "Se dit COVID-19 prøvesvar" (See your COVID-19 test result).

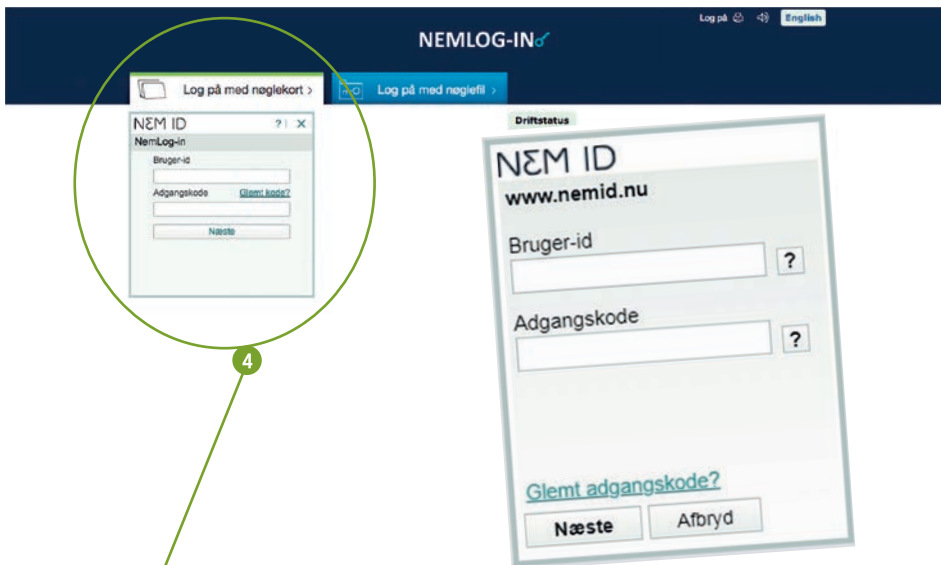
Now you need to log in with your NemID



The screenshot shows the sundhed.dk website interface. At the top, there are navigation tabs for 'Borger' and 'Fagperson', the 'sundhed.dk' logo, and a 'Log på NemID' button. Below the navigation, there are breadcrumb links for 'Corona' and 'COVID-19 svar'. The main heading is 'COVID-19 svar'. The text below explains that users can see their COVID-19 test results (virstest) here, including results for their children if they have been tested. It notes that results are typically available within 72 hours, but there may be longer waiting times. A green circle with the number '3' highlights the 'Log på NemID' button, with a green line pointing from it to the text below.

You must log in with your NemID here.

Fill in with the numbers on your NemID card



4

Then a new box will appear where you have to fill in with the numbers on your NemID card or with the NemID key app.



4

If you have not used NemID before, you can go to this website, where you will be shown how to get started in English.

<https://www.nemid.nu/dk-en/>

Test result...

- You can now see the result of the test, if the laboratory has finished analyzing the sample.

The screenshot shows the 'COVID-19 svar' page on sundhed.dk. At the top, there are navigation links for 'Borger' and 'Fagperson', the 'sundhed.dk' logo, and a search bar. Below this is a header for 'Sundhedsdata for:' with a 'Log ud' button. The main content area is titled 'COVID-19 svar' and contains explanatory text. A table below the text shows the test results, which is circled in green with a '5' in a circle. Below the table is an 'Ordforklaring' section with a bulleted list of terms.

COVID-19 svar

Hier kan du se resultatet af dit COVID-19 prøvesvar (værestest). Hvis dit barn har fået foretaget en test, kan du også se resultatet her. Du vil normalt kunne se resultatet senest 2 dage efter, du har fået foretaget testen – og i de fleste tilfælde allerede dagen efter. I få tilfælde kan resultatet ikke sendes til sundhed.dk eller din læge. Dette kan skyldes tekniske fejl ved podningen eller analysen. Hvis du ikke har modtaget svar senest 2 dage efter, testen er foretaget, opfordres du til at bestille tid til en ny test.

5

Viser data for:

Prøvetagingsstedspunkt	Analyse	Resultat	Rekviritionsnummer
	SARS-Cov-2 (RTIA), Borger:	IKKE PRØVET	

Viser 1 til 1 af 1 resultater

Ordforklaring

- **NEGATIV** eller **IKKE PRØVET** betyder, at du ikke er smittet med COVID-19
- **POSITIV** eller **PRØVET** betyder, at du er smittet med COVID-19
- **IKKEVALGTE** eller **UBEDRØMMELESE** betyder, at din værestest ikke har vist et klart svar. Du skal derfor have foretaget en ny test.

Understand your test result...

Borger: Fagperson sundhed.dk @ Din sundhedsdata Søg Menu

Sundhedsdata for: Log ud

Corona COVID-19 svar

COVID-19 svar

Hier kan du se resultatet af dit COVID-19 prøvesvar (virusstest). Hvis dit barn har fået foretaget en test, kan du også se resultatet her. Du vil normalt kunne se resultatet senest 2 dage efter, du har fået foretaget testen – og i de fleste tilfælde allerede dagen efter. I få tilfælde kan resultatet ikke sendes til sundhed.dk eller din læge. Dette kan skyldes tekniske fejl ved podningen eller analysen. Hvis du ikke har modtaget svar senest 2 dage efter, testen er foretaget, opfordres du til at bestille tid til en ny test.

Viser data for:

Privetagningsstedspunkt	Analyse	Resultat	Rekviritionsnummer
	SARS-CoV-2 (RT-PCR) Borgen	IKKE PÅVIST	

Viser 1 af 1 af 1 resultater

Ordforklaring

- **NEGATIV** eller **IKKE PÅVIST** betyder, at du ikke er smittet med COVID-19
- **POSITIV** eller **PÅVIST** betyder, at du er smittet med COVID-19
- **INKONKLUSIV** eller **UBEDØMMELIG** betyder, at din virusstest ikke har vist et klart svar. Du skal derfor have foretaget en ny test.

"Negativ" (Negative) or **"Ikke påvist"** (Not detected) means that you are not infected with COVID-19.

"Positiv" (Positive) or **"Påvist"** (Proven) means that you are infected with COVID-19.

"Inkonklusiv" (Inconclusive) or **"Ubedømmelig"** (not assessed) means that your virus test has not shown a clear answer. Therefore, you must take a new test.

If the test shows that you have COVID-19

If your test result shows that you have COVID-19, *you will be contacted by an employee of "Styrelsen for patientsikkerhed" (the Danish Agency for Patient Safety)*. They will help you track down your close contacts.

These are, for example, people you live with, have had direct physical contact with or people you have had close "face-to-face" contact with, for example, in a conversation.

It is recommended that all these close contacts also be tested.

Region Syddanmark
Damhaven 12 . 7100 Vejle
Tlf. 7663 1000

rsyd.dk

16737 - Grafisk Service, Region Syddanmark - 10.2020

If you do not have NemID, you must call your own doctor to get the test result

You will find the name and telephone number of your doctor on your yellow health insurance card.

